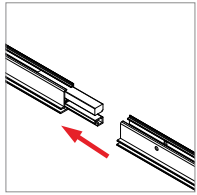
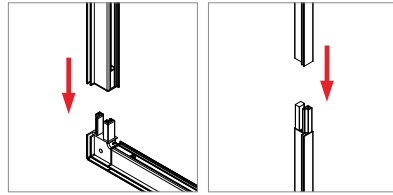


# Impression Panel Instruction Sheet

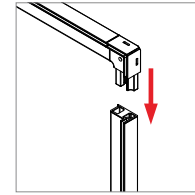
SIZE: 7ftx7ft



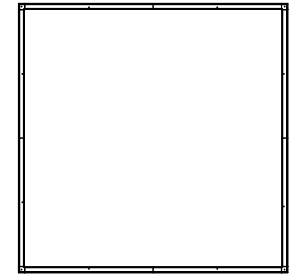
1. Attach bottom horizontal bars together.



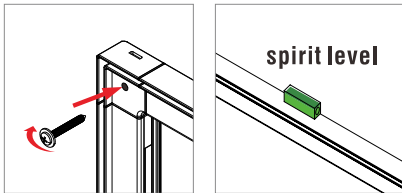
2. Attach the left and right vertical bars.



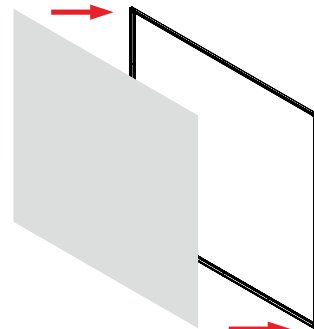
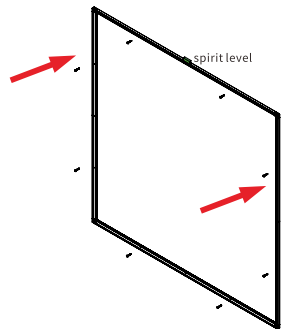
3. Attach the top horizontal bars together, then connect them to the vertical bars.



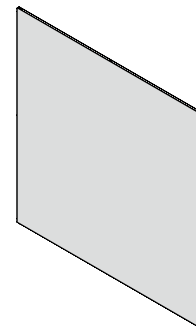
4. Frame is assembled.



5. Secure frame to the wall using spirit level and screws (included).



6. Install SEG graphics.



7. Installation is complete.