


Lucid Kiosk



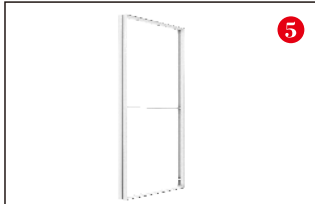
1、A big package and a small package




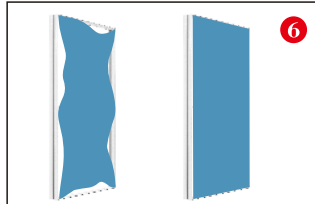
2、Open the small package




3-4、Install the frame according to the labels




5-6、Lucid Storage Lightbox




7、Part A and Part B are packed into the big package



8、Install part A according to the labels, Part A finished.



9-10、Install part B according to the labels



11、Part B finished

